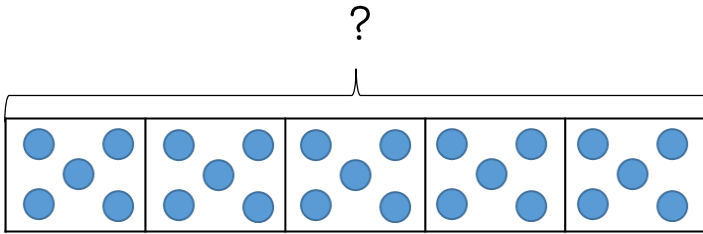
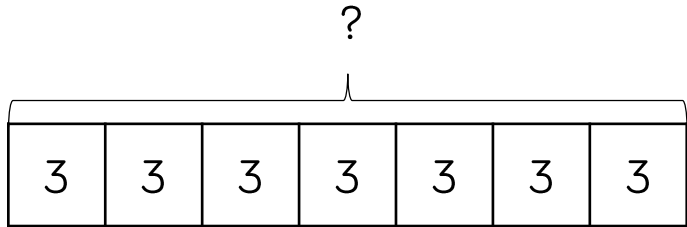


Bar Model

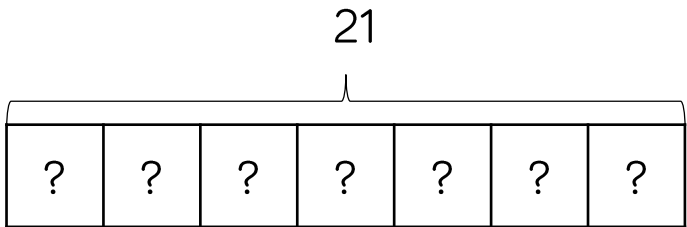


$$5 \times 5 = 25$$



$$3 \times 7 = 21$$

$$7 \times 3 = 21$$



$$21 \div 7 = 3$$



Benefits

Children can use the single bar model to represent multiplication as repeated addition. They could use counters, cubes or dots within the bar model to support calculation before moving on to placing digits into the bar model to represent the multiplication.

Division can be represented by showing the total of the bar model and then dividing the bar model into equal groups.

It is important when solving word problems that the bar model represents the problem.

Sometimes, children may look at scaling problems. In this case, more than one bar model is useful to represent this type of problem, e.g. There are 3 girls in a group. There are 5 times more boys than girls. How many boys are there?

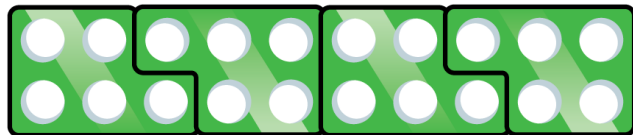
The multiple bar model provides an opportunity to compare the groups.

Number Shapes




$$5 \times 4 = 20$$

$$4 \times 5 = 20$$

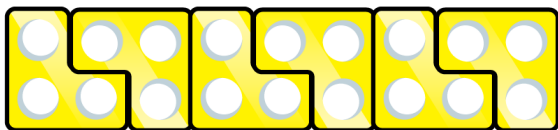


$$5 \times 4 = 20$$

$$4 \times 5 = 20$$



$$18 \div 3 = 6$$



Benefits

Number shapes support children's understanding of multiplication as repeated addition.

Children can build multiplications in a row using the number shapes. When using odd numbers, encourage children to interlock the shapes so there are no gaps in the row. They can then use the tens number shapes along with other necessary shapes over the top of the row to check the total. Using the number shapes in multiplication can support children in discovering patterns of multiplication e.g. odd \times odd = even, odd \times even = odd, even \times even = even.

When dividing, number shapes support children's understanding of division as grouping. Children make the number they are dividing and then place the number shape they are dividing by over the top of the number to find how many groups of the number there are altogether e.g. There are 6 groups of 3 in 18.

Bead Strings



$$5 \times 3 = 15$$

$$3 \times 5 = 15$$

$$15 \div 3 = 5$$



$$5 \times 3 = 15$$

$$3 \times 5 = 15$$

$$15 \div 5 = 3$$



$$4 \times 5 = 20$$

$$5 \times 4 = 20$$

$$20 \div 4 = 5$$

Benefits

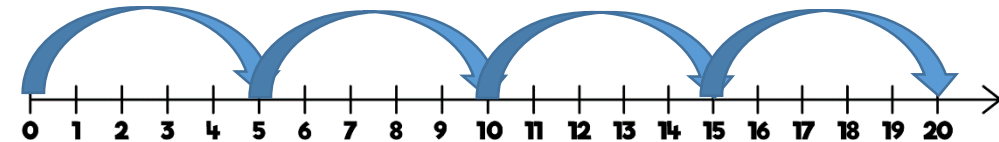
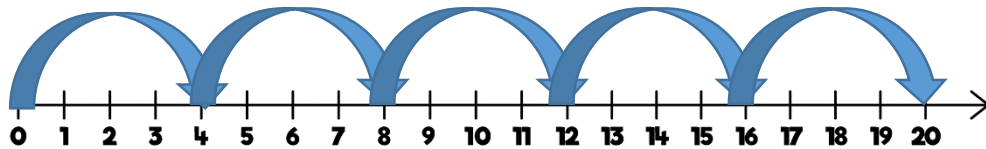
Bead strings to 100 can support children in their understanding of multiplication as repeated addition. Children can build the multiplication using the beads. The colour of beads supports children in seeing how many groups of 10 they have, to calculate the total more efficiently.

Encourage children to count in multiples as they build the number e.g. 4, 8, 12, 16, 20.

Children can also use the bead string to count forwards and backwards in multiples, moving the beads as they count.

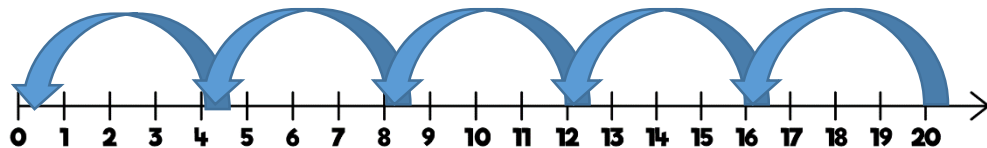
When dividing, children build the number they are dividing and then group the beads into the number they are dividing by e.g. 20 divided by 4 - Make 20 and then group the beads into groups of four. Count how many groups you have made to find the answer.

Number Lines (labelled)



$$4 \times 5 = 20$$

$$5 \times 4 = 20$$



$$20 \div 4 = 5$$

Benefits

Labelled number lines are useful to support children to count in multiples, forwards and backwards as well as calculating single-digit multiplications.

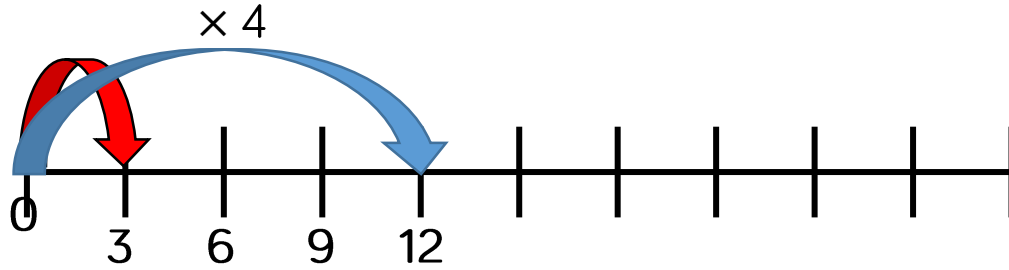
When multiplying, children start at 0 and then count on to find the product of the numbers.

When dividing, start at the number they are dividing and the count back in jumps of the number they are dividing by until they reach 0.

Children record how many jumps they have made to find the answer to the division.

Labelled number lines can be useful with smaller multiples, however they become inefficient as numbers become larger due to the required size of the number line.

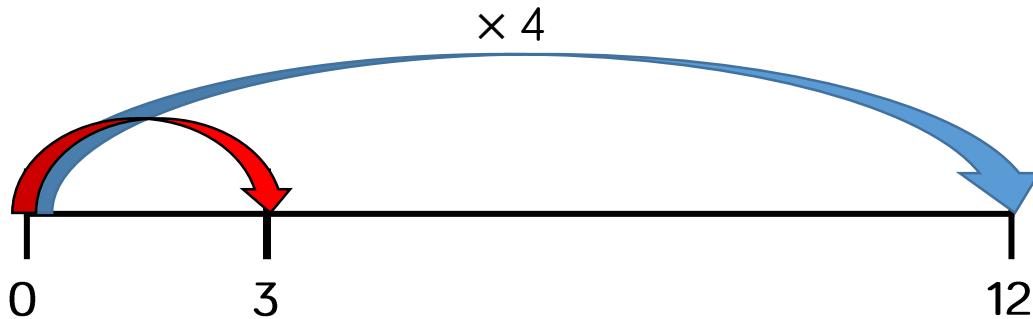
Number Lines (blank)



A red car travels 3 miles.

A blue car 4 times further.

How far does the blue car travel?



A blue car travels 12 miles.

A red car 4 times less.

How far does the red car travel?

Benefits

Children can use blank number lines to represent scaling as multiplication or division.

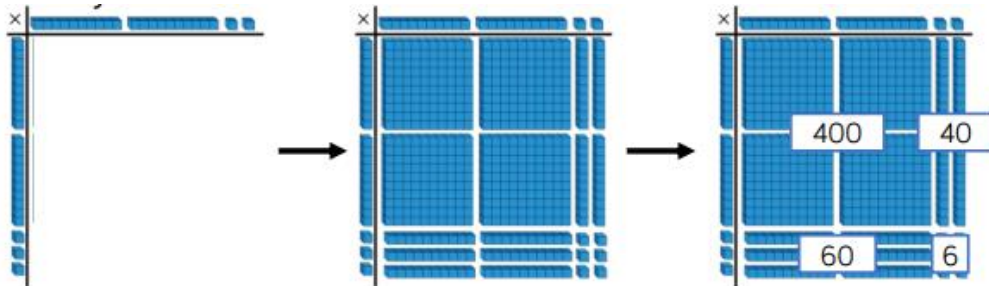
Blank number lines with intervals can support children to represent scaling accurately. Children can label intervals with multiples to calculate scaling problems.

Blank number lines without intervals can also be used for children to represent scaling.

Base 10/Dienes (multiplication)

Hundreds	Tens	Ones
		□□□□
		□□□□
		□□□□

$$\begin{array}{r}
 24 \\
 \times 3 \\
 \hline
 72 \\
 \hline
 1
 \end{array}$$



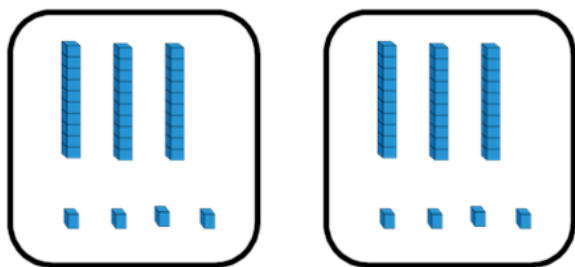
Benefits

Using Base 10 or Dienes is an effective way to support children's understanding of column multiplication. It is important that children write out their calculation alongside the equipment so they can see how the concrete and written representations match.


As numbers become larger in multiplication or the amounts of groups becomes higher, Base 10 / Dienes becomes less efficient due to the amount of equipment and number of exchanges needed.

Base 10 also supports the area model of multiplication well. Children use the equipment to build the number in a rectangular shape which they then find the area of by calculating the total value of the pieces. This area model can be linked to the grid method or the formal column method of multiplying 2-digits by 2-digits.

Base 10/Dienes (division)

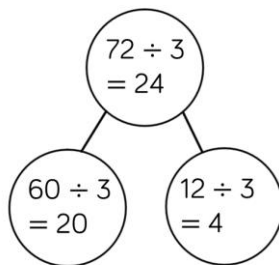


$$68 \div 2 = 34$$



Tens	Ones

$$72 \div 3 = 24$$



Benefits

Using Base 10 or Dienes is an effective way to support children's understanding of division.

When numbers become larger, it can be an effective way to move children from representing numbers as ones towards representing them as tens and ones in order to divide. Children can then share the Base 10/ Dienes between different groups e.g. by drawing circles or by rows on a place value grid.

When they are sharing, children start with the larger place value and work from left to right. If there are any left in a column, they exchange e.g. one ten for ten ones. When recording, encourage children to use the part-whole model so they can consider how the number has been partitioned in order to divide. This will support them with mental methods.