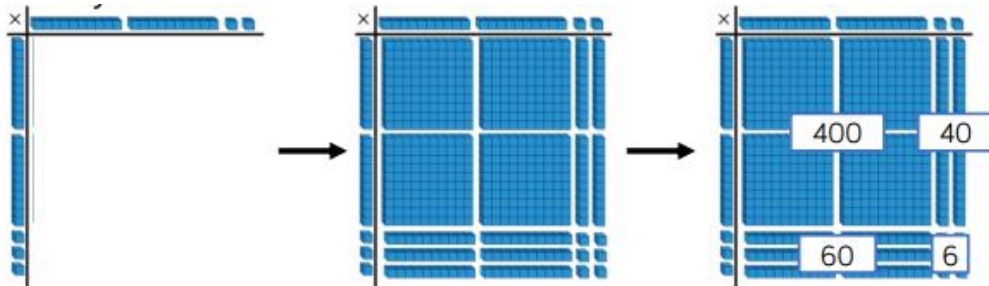


Base 10/Dienes (multiplication)

Hundreds	Tens	Ones
		□□□□
		□□□□
		□□□□

$$\begin{array}{r}
 24 \\
 \times 3 \\
 \hline
 72 \\
 \hline
 1
 \end{array}$$



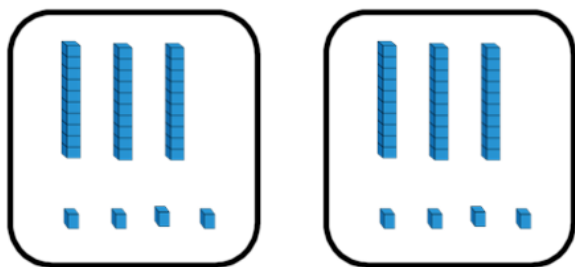
Benefits

Using Base 10 or Dienes is an effective way to support children's understanding of column multiplication. It is important that children write out their calculation alongside the equipment so they can see how the concrete and written representations match.


As numbers become larger in multiplication or the amounts of groups becomes higher, Base 10 / Dienes becomes less efficient due to the amount of equipment and number of exchanges needed.

Base 10 also supports the area model of multiplication well. Children use the equipment to build the number in a rectangular shape which they then find the area of by calculating the total value of the pieces. This area model can be linked to the grid method or the formal column method of multiplying 2-digits by 2-digits.

Base 10/Dienes (division)

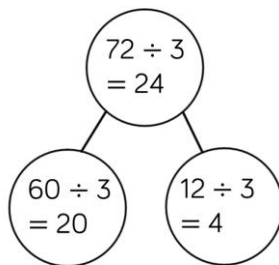


$$68 \div 2 = 34$$



Tens	Ones

$$72 \div 3 = 24$$



Benefits

Using Base 10 or Dienes is an effective way to support children's understanding of division.

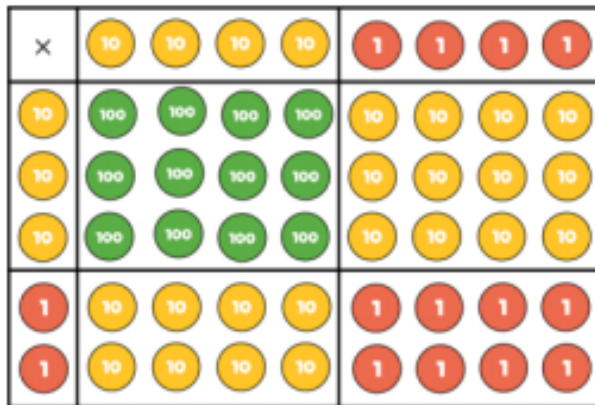
When numbers become larger, it can be an effective way to move children from representing numbers as ones towards representing them as tens and ones in order to divide. Children can then share the Base 10/ Dienes between different groups e.g. by drawing circles or by rows on a place value grid.

When they are sharing, children start with the larger place value and work from left to right. If there are any left in a column, they exchange e.g. one ten for ten ones. When recording, encourage children to use the part-whole model so they can consider how the number has been partitioned in order to divide. This will support them with mental methods.

Place Value Counters (multiplication)



$$\begin{array}{r}
 34 \\
 \times 5 \\
 \hline
 120 \\
 \hline
 1 \ 2
 \end{array}$$



$$\begin{array}{r}
 44 \\
 \times 32 \\
 \hline
 8 \\
 80 \\
 120 \\
 + 1200 \\
 \hline
 1408 \\
 \hline
 1
 \end{array}$$

Benefits

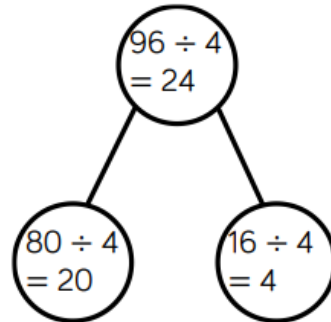
Using place value counters is an effective way to support children's understanding of column multiplication. It is important that children write out their calculation alongside the equipment so they can see how the concrete and written match.

As numbers become larger in multiplication or the amounts of groups becomes higher, Base 10 / Dienes becomes less efficient due to the amount of equipment and number of exchanges needed. The counters should be used to support the understanding of the written method rather than support the arithmetic.

Place value counters also support the area model of multiplication well. Children can see how to multiply 2-digit numbers by 2-digit numbers.

Place Value Counters (division)

Tens	Ones
10 10	1 1 1 1
10 10	1 1 1 1
10 10	1 1 1 1
10 10	1 1 1 1



Thousands	Hundreds	Tens	Ones
1000 1000 1000 1000	100 100 100 100 100 100	10 10 10 10 10 10 10	1 1 1 1 1 1 1 1 1 1

$$\begin{array}{r}
 1223 \\
 4 \overline{) 4892}
 \end{array}$$

Benefits

Using place value counters is an effective way to support children's understanding of division.

When working with smaller numbers, children can use place value counters to share between groups. They start by sharing the larger place value column and work from left to right. If there are any counters left over once they have been shared, they exchange the counter e.g. exchange one ten for ten ones. This method can be linked to the part-whole model to support children to show their thinking.

Place value counters also support children's understanding of short division by grouping the counters rather than sharing them. Children work from left to right through the place value columns and group the counters in the number they are dividing by. If there are any counters left over after they have been grouped, they exchange the counter e.g. exchange one hundred for ten tens.